

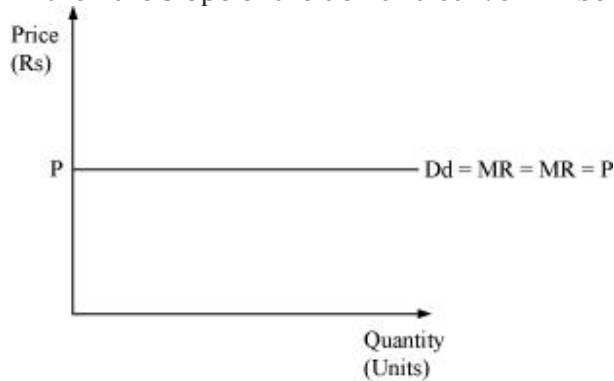
# NCERT Solution

## Chapter-06 (Microeconomics)

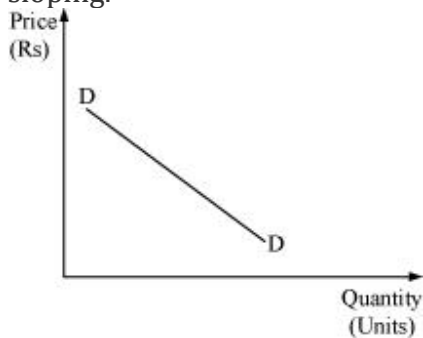
### Non-Competitive Markets

Ans1:

- (a) If the total revenue curve is a positively sloped straight line passing through the origin, then the slope of the demand curve will be a horizontal line parallel to the x-axis.



- (b) If the total revenue curve is a horizontal line, then the demand curve will be downward sloping.



Ans2:

Quantity	MR	TR	AR	$Ed = \frac{\Delta Q}{\Delta P} \times \frac{P}{Q}$
1	10	10	$\frac{10}{1} = 10$	-
2	6	$10 + 6 = 16$	$\frac{16}{2} = 8$	$\frac{1}{2} \times \frac{10}{1} = 5$
3	2	$16 + 2 = 18$	$\frac{18}{3} = 6$	$\frac{1}{2} \times \frac{8}{2} = 2$
4	2	$18 + 2 = 20$	$\frac{20}{4} = 5$	$\frac{1}{1} \times \frac{6}{3} = 2$
5	2	$20 + 2 = 22$	$\frac{22}{5} = 4.5$	$\frac{1}{0.5} \times \frac{5}{4} = 2.5$

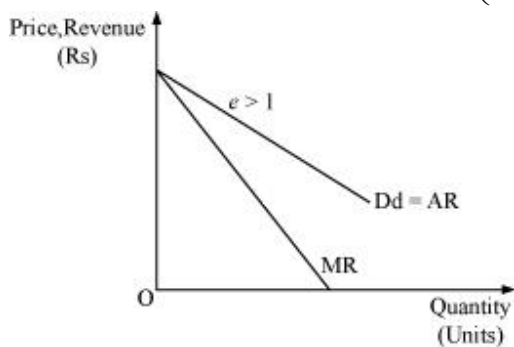
## NCERT Solution

6	0	$22 + 0 = 22$	$\frac{22}{6} = 3.6$	$\frac{1}{0.9} \times \frac{4.5}{5} = 1$
7	0	$22 + 0 = 22$	$\frac{22}{7} = 3.1$	$\frac{1}{0.5} \times \frac{3.6}{6} = 1.2$
8	0	$22 + 0 = 22$	$\frac{22}{8} = 2.7$	$\frac{1}{0.4} \times \frac{3.1}{7} = 1.1$
9	-5	$22 + (-5) = 17$	$\frac{17}{9} = 1.9$	$\frac{1}{0.8} \times \frac{2.7}{9} = 0.38$

**Ans3:** When demand curve is elastic ( $e_d > 1$ ), then according to the relationship  $MR = P \left( 1 - \frac{1}{e_d} \right)$

, the fraction  $\frac{1}{e_d}$  will be less than 1.

Hence, MR will be positive when  $P \left( 1 - \frac{1}{e_d} \right)$  is positive.



**Ans4:**

Quantity	Price (P) (Rs)	TR = $P \times Q$ (Rs)
1	100	100
2	9	180
3	80	240
4	70	280
5	60	300
6	50	300
7	40	280
8	30	240
9	20	180
10	10	100

## NCERT Solution

As the total cost of the monopolist firm is zero, the profit will be the maximum where TR is maximum. That is, at the 6th unit of output the firm will be maximising its profit and the short run equilibrium price will be Rs 50.

$$\text{Profit} = \text{TR} - \text{TC}$$

$$= 300 - 0$$

$$\text{Profit} = \text{Rs } 300$$

If the total cost is Rs 1000, then the equilibrium will be at a point where the difference between TR and TC is the maximum.

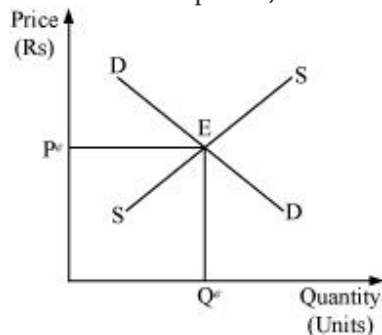
TR is the maximum at the 6th level of output.

$$\text{So profit} = 300 - 1000$$

$$= - 700$$

So, the firm is earning losses and not profit. As the monopolist firm is incurring losses in the short run, it will stop its production in the long run.

**Ans5:** If the government sets a rule for the public sector firm to accept the fixed price, then, the monopoly firm will have to behave like a perfectly competitive firm and will be a price taker. In this case, the price fixed ( $P^e$ ), as set by the government, will equate the demand and the supply, which will determine the equilibrium point 'E'. At the price  $P^e$ , the firm earns normal profit, i.e. zero economic profit.



Equilibrium price =  $P^e$  (fixed by the government)

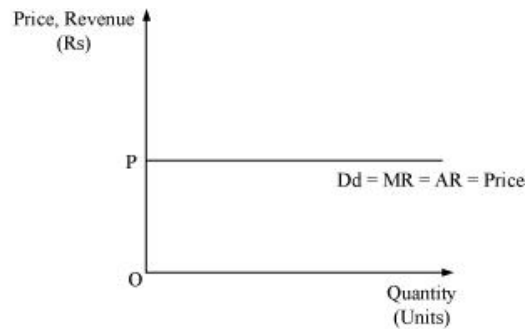
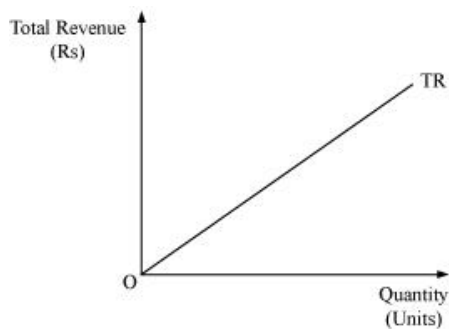
Equilibrium quantity =  $Q^e$

Profit = Normal profit



**Ans6:**

- (i) Based on the relationship between MR and TR it can be said that when TR curve is a positively sloped straight line, then MR curve is a horizontal line. MR and demand curve are the same, and the price (AR) remains constant for different output levels. This happens under perfect competition.

## NCERT Solution



**(ii)** When TR curve is a horizontal straight line, then MR is zero. Therefore, MR curve is also a horizontal straight line and coincides with the output-axis.



**Ans7:**

**(a)**

Quantity (units)	Price / AR (Rs)	TR = $P \times Q$ (Rs)	MR = $TR_n - TR_{n-1}$	TC (Rs)	MC = $TC_n - TC_{n-1}$ (Rs)
0	52	0	-	10	-
1	44	44	44	60	50
2	37	74	30	90	40
3	31	93	19	100	10
4	26	104	11	102	2
5	22	110	6	105	3
6	19	114	4	109	4
7	16	112	-2	115	6
8	13	104	-8	125	10

**(b)** MR equals MC at the 6th unit of output.

**(c)** At equilibrium, MR equals MC, and here MR equals MC at the 6th unit of output, where MC is upward sloping. Thus, the equilibrium price is Rs 19.

**(d)** TR = Rs 114

TC = Rs 109

Total profit = TR - TC

= Rs 114 - 109

## NCERT Solution

---

= Rs 5

**Ans8:** A monopolist firm can earn losses in the short run if the price is less than the minimum of AC. But if the price falls below the minimum of AVC, then the monopolist will stop production. The firm will continue to produce when the price is in between the minimum of AVC and the minimum of AC.

**Ans9:** A monopolistic firm has differentiated products; thus, it has to lower its price in order to increase its sales. Further, the products of different monopolistic firms are close substitutes to each other. Hence, the demand for all the products is elastic. For this reason, the demand curve is negatively sloped.

**Ans10:** The long run time horizon is featured by the free entry and exit of firms. If the firms in the short run are earning abnormal or super normal profits, then, new firms will be attracted to enter the market. Due to the new entrants, the market supply will increase. It leads to the reduction in the price that ultimately falls sufficiently to become equal to the minimum of average cost. When the market price is equal to the minimum of AC, it implies that all the firms earn normal profit or zero economic profit.

On the contrary, if in the short run the firms are earning abnormal losses, then the existing firms will stop production and exit the market. This will lead to a decrease in the market supply, which will ultimately raise the price. The price will continue to rise until it becomes equal to the minimum of AC. 'Price = AC' implies that in the long run all the firms will earn zero economic profit.

Hence, when the price is equal to the minimum of AC, neither any existing firm will exit nor any new firm will enter the market.

**Ans11:** Oligopoly firms may behave in the following three ways:

- 1)** Cartel - In order to avoid undue competition, oligopolistic firms may engage in formal agreements or contracts. This will not only allow them to maximise their total profits together, but also capture a significant market portion.
- 2)** Informal understanding - Each firm may decide on its own, how much units of output are to be produced for maximising its individual profit, assuming that other firms would not change their strategies and decisions regarding the units of output to be produced.
- 3)** Advertisement and differentiated product - It may happen that the firms realise that price competition will leave them nowhere and consequently they emphasise more on advertising their products. It will enable them to capture the minds of consumers and indirectly increase their market portion.

**Ans12:** Market demand curve

$$Q = 200 - 4p$$

When the demand curve is a straight line and total cost is zero, the duopolistic finds it most profitable to supply half of the maximum demand of a good.

At  $P = \text{Rs } 0$ , market demand is

$$Q = 200 - 4(0)$$

---

## NCERT Solution

= 200 units

If firm B does not produce anything, then the market demand faced by firm A is 200 units.

Therefore, The supply of firm A =  $\frac{1}{2} \times 200 = 100$  units

In the next round, the portion of market demand faced by firm B is  $200 - \frac{200}{2} = 200 - 100 = 100$  units

Therefore, Firm B would supply  $\frac{1}{2} \times \left(200 - \frac{200}{2}\right) = 50$  units

Thus, firm B has changed its supply from zero to 50 units. To this firm A would react accordingly and the demand faced by firm A will be  $200 - \frac{1}{2} \times \left(200 - \frac{200}{2}\right)$

= 200 - 50  
= 150 units

Therefore, Firm A would supply =  $\frac{150}{2} = 75$  units

The quantity supplied by firm A and firm B is represented in the table below.

Round	Firm	Quantity Supplied
1	B	0
2	A	$\frac{1}{2} \times 200 = \frac{200}{2} = 100$
3	B	$\frac{1}{2} \times \left[200 - \frac{1}{2} \times 200\right] = \frac{200}{2} - \frac{200}{4}$
4	A	$\frac{1}{2} \times \left[200 - \frac{1}{2} \left(200 - \frac{1}{2} \times 200\right)\right] = \frac{200}{2} - \frac{200}{4} + \frac{200}{8}$
5	B	$\frac{1}{2} \left\{200 - \frac{1}{2} \left[200 - \frac{1}{2} \left(200 - \frac{1}{2} \times 200\right)\right]\right\} = \frac{200}{2} - \frac{200}{4} + \frac{200}{8} - \frac{200}{16}$

Therefore, the equilibrium output supplied by firm A

$$= \frac{200}{2} - \frac{200}{4} + \frac{200}{8} - \frac{200}{16} + \frac{200}{32} + \frac{200}{64} + \frac{200}{128} + \frac{200}{256} + \dots = \frac{200}{3} \text{ units}$$

Similarly, the equilibrium output supplied by firm B =  $\frac{200}{3}$  units.

Market Supply = Supply by firm A + Supply by firm B =  $\frac{200}{3} + \frac{200}{3}$

Equilibrium output or Market Supply = Q =  $\frac{400}{3}$  units ..... (1)

**For equilibrium price**

## NCERT Solution

---

$$Q = 200 - 4p$$

$$4p = 200 - Q$$

$$p = 50 - \frac{Q}{4}$$

$$p = 50 - \frac{1}{4} \left( \frac{400}{3} \right) \quad [\text{from (1)}]$$

$$p = 50 - \frac{100}{3}$$

$$p = \frac{150 - 100}{3}$$

$$p = \text{Rs } \frac{50}{3}$$

Therefore, the equilibrium output (total) is  $\frac{400}{3}$  units and equilibrium price is Rs  $\frac{50}{3}$ .

**Ans13:** Price rigidity implies that the price is unresponsive to the changes in demand. This is because of the fact that even if any firm raises the price of its product with the motive of earning higher profits, the other firm will not do so, and the first firm will lose its customers. On the other hand, if one firm lowers its price in order to earn higher profits by maximising its sales, then in response, the other firm may also reduce the price. Consequently, the increase in total market sales is shared by both the firms. The firm that initiated selling at a lower price may get a lower share of the increase than expected.

Therefore, the firms do not change their prices due to the fear of rival's reaction. Hence, there is no incentive for any firm to change its price. That is why the prices are regarded as rigid prices or sticky prices.

---